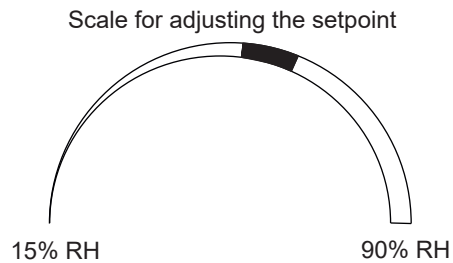
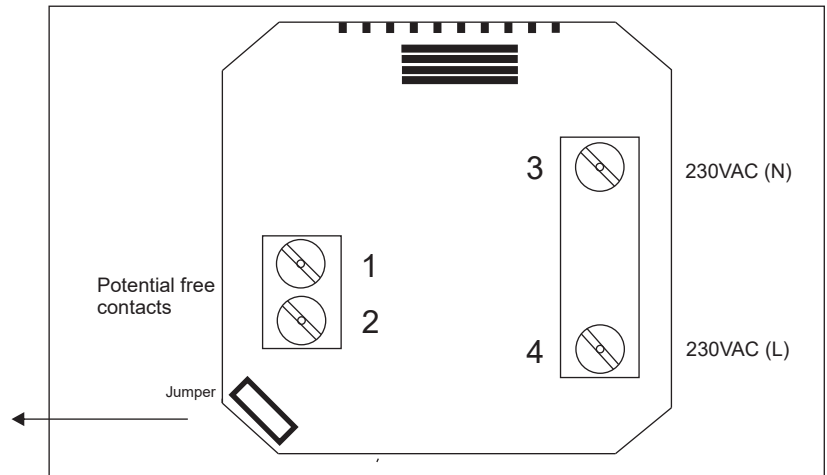
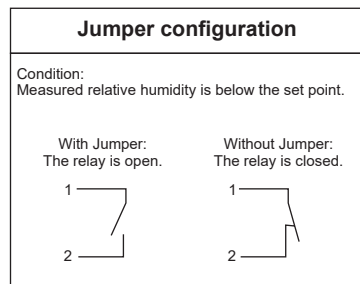
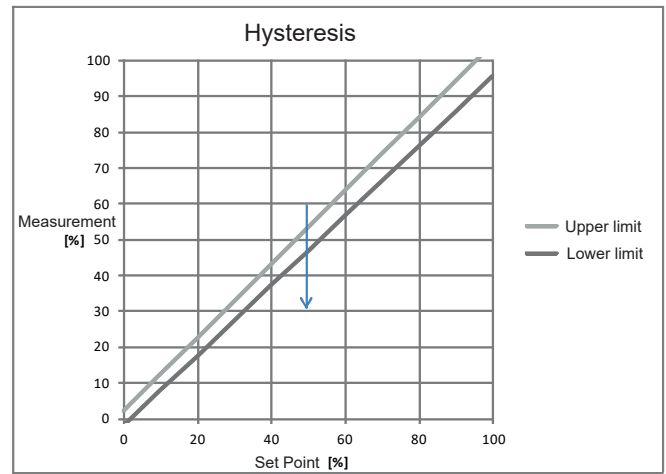


Humidistat Humidistat 230V



When set point is maintained and the relative humidity follows the direction of the arrow in the diagram, the relay will shift at the lower limit. Conversely the relay will shift at the upper limit when the relative humidity follows the opposite direction of the arrow. Between the upper and lower limit the relay will not shift.



Technical data:

Supply: 230 VAC ±10% 50Hz 2W
 Eksternal mains fuse: 16A
 Operating area temperature: 0-40°C (non-condensing air)
 Operating area humidity: 20 - 85% RH ±5%
 Relay, max: 24VDC 2,5A
 230VAC 2,5A
 Relay, min: 6VDC 0.1A
 Relay, fuse: 16A
 Enclosure: IP20 - Wet rooms zone 3
 Dimensions: 33x85x85mm

Description:

Humidistat for wall mounting and the possibility of Normally Open or Normally Closed contact.

The product is adjusted by turning the knob on the front panel. To save power it may take up to 2.5 seconds before the product responds to the changed position of the knob. At first start, it may take up to 10 sec.

The LED has the following flash pattern:

- Constant lit - Powering up
- Fast flashing - Relay Shifting
- Slow Flashing - Relay Closed
- Turned off / No light - Relay Open

The product has a built in hysteresis (see graph).

In case of a power failure the relay will remain in the latest position before interruption. When restarting it may take up to 10 seconds before the position is changed.

Adjustment:

The relay can be either set as Normally Open or Normally Closed. The choice is made by the jumper on the back of the product. When the jumper is mounted the relay will close when the relative humidity in the room is higher than the set point value. When the jumper isn't mounted the relay will close when the relative humidity in the room is below the set point value.

Mounting:

The humidistat should not be mounted in a location where it is exposed to direct sunlight, draft or other sources of heat (eg. tv) etc. The humidistat should not be placed in continuous relative humidity above 80%.

Drawing: 950-205816_Hygrostat_LSBox_ES965_UK
 Rev.: 3.1
 Date: 29/9-2020
 Drawn by: FF/df
 Manufactured by: LS Control A/S



lsc@lsccontrol.dk tel. +45 5550 5550 fax +45 5550 2265